

LED

AQUAS 6 BY FORUM

The **AQUAS 6** series by FORUM is a line of extruded aluminum rectilinear luminaires approved for wet location, allowing for design consistency throughout wet and dry locations. The 6 is a 6" wide housing with a 5 1/2" aperture. Multiple mounting configurations are available including rigid stem, surface as well as wall mounted. **AQUAS 6** can be lamped with T5 and T8 lamps, as well as LED.

JOB: _____ **TYPE:** _____

LAMPING OPTIONS AT A GLANCE:



ALSO
AVAILABLE IN

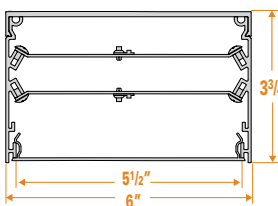


ORDERING CODE

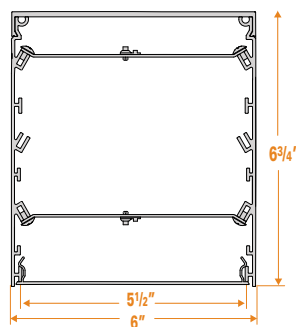
DISTRIBUTION	PROFILE	LAMPING		SHIELDING	MOUNTING	LENGTH		VOLTAGE	FINISH	OPTION 1	OPTION 2	OPTION 3				
		Indirect lm/ft LED temp /	Direct lm/ft LED temp			X	1						2			
AQD Direct	36 3 3/4" height*	65 650 lm/ft 6.5 input watts/ft*	27 2700k temp 93.5% special order option	SAT Satin Lens*	H Stem Mount*	1 1'	2 2'	120V	WH White	SF Seam-Free End		EMLED LED battery pk				
AQU Indirect	46 4 3/4" height	95 950 lm/ft 9.5 input watts/ft*	30 3000k temp 95.2%	WOL White Opal Lens*	S Surface Mount	3 3'	4 4'	277V	SV Silver	F Fusing		SW Separate Switch				
AQUD Direct/Indirect	66 6 3/4" height	*assumes 4000k w/ satin lens Lumen Multiplier = % of 4000K Consult factory for limitations	35 3500k temp 96.8%	CFA Clear Frosted Acrylic**	W Wall Bracket Mount	5 5'	6 6'	UNV Universal	BK Black			EC Emergency Circuit				
			40 4000k temp 100%							*Direct Only	*Spec. cable / stem length:	7 8'	8 8'	CC Custom Color Provide custom color RAL#:	DIMMING OPTIONS	
			50 5000k temp 103%							**Indirect Only					D10V 0-10V dimming 1% power class	DLA2 Lutron Hi-lume 1% 2-wire LED driver (120V forward phase only)
										Custom Output (min 490/max 1710 lm/ft)						DLA3 Lutron Hi-lume 1% 3-wire LED driver
Im/ft LED temp	Standard run length in even foot increments.	Individual units cannot be joined in field to create runs.	DLEH5 Lutron Hi-lume 1%-H EcoSys- tem LED driver with soft-On, Fade-to-Black	DLE55 Lutron 5-Series EcoSystem LED driver												
									DALI Digitally Addressable Lighting Interface	DIM Dimming	Please specify dimming manufacturer/model (if required)					

PROFILE DRAWINGS

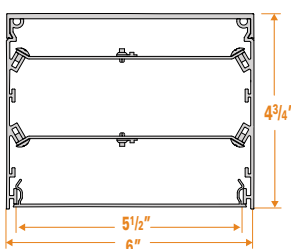
AQD-36



AQUD-66



AQUD-46



SPECIFICATIONS

LISTING All fixtures bare an AFL-CIO/IBEW union label and are UL listed for wall and mounting and wet location rated.

DRIVER 120V, 277V, and Universal Voltage available standard. Five year warranty. Please consult factory for special driver requirements.

SHIELDING Satin frosted and white opal lenses are snap in.

MOUNTING The Aquas 6 fixture can be mounted in various orientations including wall mount, stem mount, and surface mount. Please see supplemental documentation for mounting details.

HOUSING Consists of a single solid 6063-T5 extruded alloy profile. Built in individual pieces up to 8 ft in length. Individual fixtures cannot be joined in field to form continuous runs. Fixtures longer than 8 ft must be ordered as continuous runs.

GEARTRAY / REFLECTOR Integrated geartray and reflector made from .040" aluminum in a pre-paint white finish. Fully wired unit remains completely accessible from below via ballast panel.

END FITTING Applied end fitting is a standard .375" machined aluminum piece with concealed fasteners.

LED SYSTEM Forum utilizes a tunable LED system capable of supplying between 350-950 lumens per foot. To specify specific lumen output other than standard 950 or 650, drop the last digit of the per foot lumen output desired, i.e. 400lm/ft. = 40LED35

* Forum reserves the right to change this information at any time. UPDATED 03/15/17

* Dimensions provided as general information. Please see shop drawings for specific rough-in dimensions.