



FORUM CORINTHIA WALL SCONCE

JOB _____

TYPE _____

SPECIFICATION:

BODY: Shall be constructed from heavy gauge aluminum extrusion 6063-T5 Alloy (.110" minimum wall thickness). The full return ends shall be mitered, welded and ground smooth for a soft continuous appearance.

MOUNTING BRACKET: Forum's EZ Rail shall be extruded aluminum extrusion 6063-T5 Alloy (.090" minimum wall thickness) with predrilled holes to facilitate the installation process.

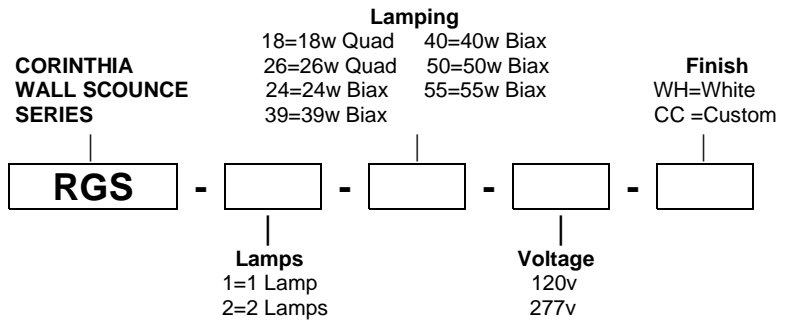
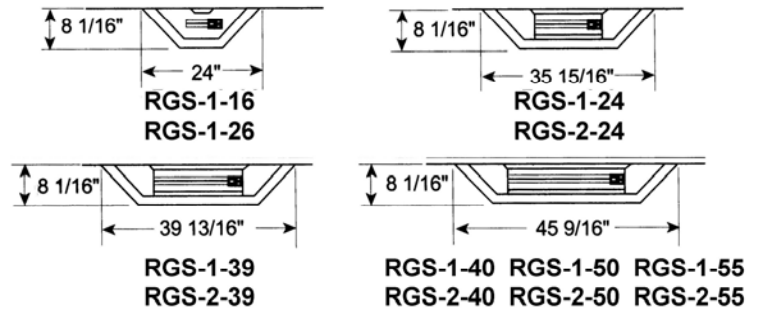
REFLECTOR: Reflector shall be die formed 22 gauge aluminum with 86% reflectivity.

LAMPS: Shall be either 18 watt Quad or 26 watt Quad for the 24" long unit. The 36" long unit incorporates one or two 24 watt Biax lamps. The 40" long units incorporates one or two 39 watt Biax lamps and the 46" long units incorporates one or two 40 watt Biax, 50 watt Biax, or 55 watt Biax.

BALLAST: Shall be electronic CBM/ETL certified Class P.

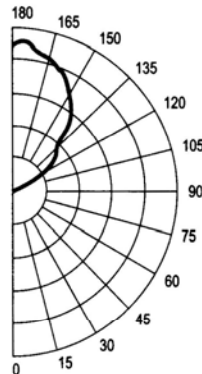
FINISH: Standard finish shall be white consisting of a high solids baked polyester paint pretreated with a five (5) stage cleaning/conversion coating rust inhibitor. Other painted architectural finishes are available.

PRODUCT LISTING: Shall be U.L. listed.



CANDLEPOWER SUMMARY

CATALOG NO.: RGS-2-40
LAMP TYPE: F40BX/SPX35/RS
LUMENS: 3150
FIXTURE EFFICIENCY: 65.6%
LUMINAIRE INPUT WATTS: 72
TEST REPORT NO.: B.A.L. 8189.0



| ANGLE CANDELA LUMENS | | |
|----------------------|------|-----|
| 180 | 1384 | 0 |
| 175 | 1414 | 132 |
| 165 | 1476 | 393 |
| 155 | 1463 | 606 |
| 145 | 1365 | 730 |
| 135 | 1279 | 796 |
| 125 | 989 | 706 |
| 115 | 611 | 505 |
| 105 | 240 | 230 |
| 95 | 34 | 34 |
| 90 | 0 | 0 |
| 85 | 0 | 0 |
| 75 | 0 | 0 |
| 65 | 0 | 0 |
| 55 | 0 | 0 |
| 45 | 0 | 0 |
| 35 | 0 | 0 |
| 25 | 0 | 0 |
| 15 | 0 | 0 |
| 5 | 0 | 0 |
| 0 | 0 | 0 |