

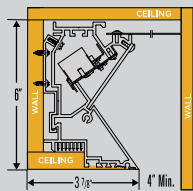


Adaptable and Seamless

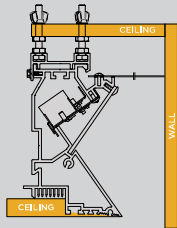
Inverse Cove provides an illumination accent that redefines the transition from horizontal to vertical planes. Its adaptable design makes any ever-changing project clean, accurate and seamless. Forum's patented design allows for one foot of adjustability in the field, by the installing contractor, minimizing the project coordination required to install on site.

INVERSE COVE

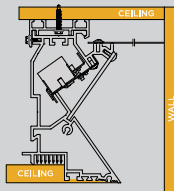
PRODUCT GUIDE



Wall Mount (W)



Suspended Ceiling Mount (C)



Direct Ceiling Mount (C)



Intertek

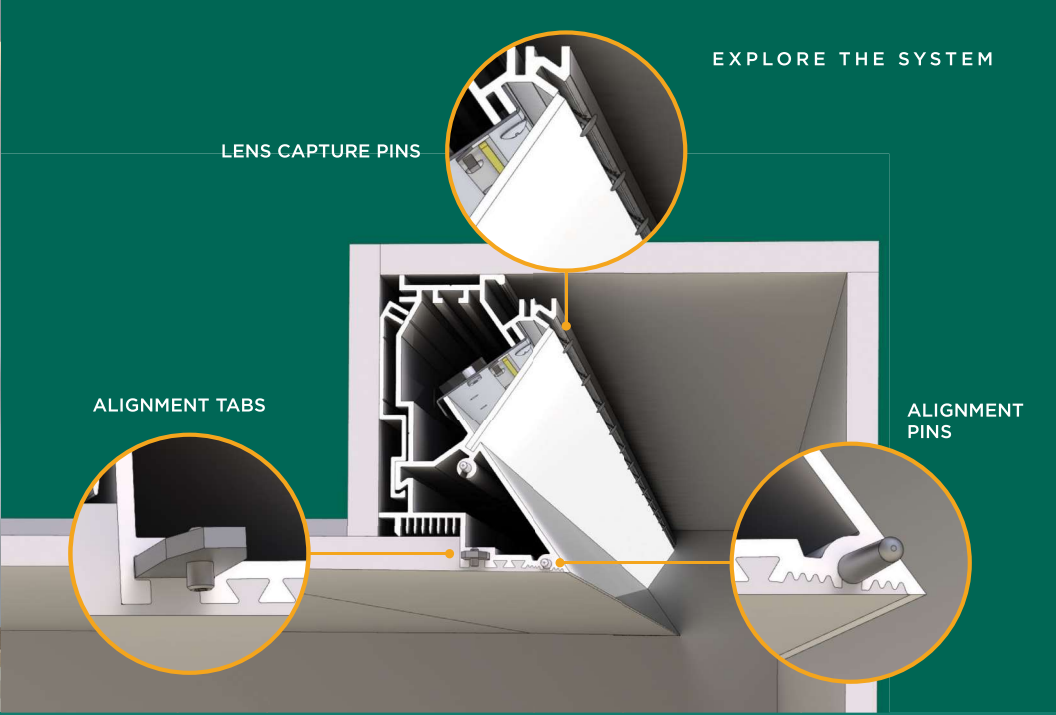


For more information, or to download Cutsheets and IES files, visit www.forumlighting.com/InverseCove

To talk to a sales representative directly, call 412-781-5970 or email a team member below:

Inside Sales / Quotations: sales@forumlighting.com





Introducing **INVERSE COVE**

A fully integrated vertical curtain cove system creates a straight, clear curtain wall grazing cove every time in every space. Inverse Cove is a 2" x 8" housing with a specifiable ceiling aperture. The extruded profile provides maximum aesthetic impact and provides seamless intergeneration of this luminaire into the hard architecture. Unequaled uniform performance is obtained utilizing field adjustable LED technology, achieving continuous illumination without hot spots, dim spots or black outs. Inverse Cove accommodates the latest in LED technology.

