





## Versatile and Capable

Fully adjustable mounting brackets and optional cantilevered wall arms make mounting HYDRO a breeze in any space. LED output can be specified from 150-1300 lumens/ft in static white, Tunable White or RGBW. Available in a variety of beam angles, HYDRO is one of Forum's most versatile luminaires; ready to take on whatever your design challenges may be.

# HYDRO

### PRODUCT GUIDE



For more information, or to download Cutsheets and IES files, visit [www.forumlighting.com/hydro](http://www.forumlighting.com/hydro)

To talk to a sales representative directly, call 412-781-5970 or email a team member below:


Inside Sales / Quotations: [sales@forumlighting.com](mailto:sales@forumlighting.com)






**VERSATILE ADJUSTABILITY**

**EXPLORE THE SYSTEM**



**ADAPTABLE MOUNTING**



**EASILY SCALABLE**

**QUICK CONNECTIONS**

# Introducing **HYDRO**

HYDRO's IP66 rating enables this luminaire to shine in some of the harshest environments where architectural lighting is needed. Whether the application demands area lighting, flood lighting, wall washing, wall grazing, or façade lighting - HYDRO is up to the challenge. Clean styling and hidden fasteners make HYDRO an appealing addition to any space where the luminaire housing is used to augment the architectural aesthetic. The 2-3/8" x 4" profile is available in 2', 3', or 4' lengths, easily tucks away behind adjacent architectural details for applications that require the luminaire be hidden from view.

