

# Arc Linear Curved



Arc Series  
linear curved  
custom curvature and design



# Arc






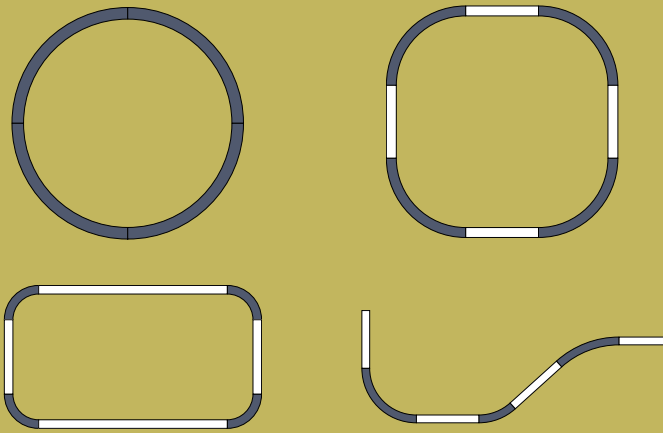


# Form Meets Function

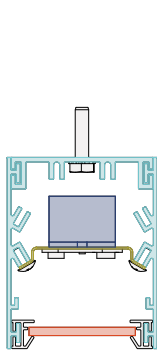
Arc finally offers designers a solution to focus on creating a truly unique form without sacrificing function. Arc features a continuous blend of curves and straight runs, custom-tailored to each individual designer's needs. Available in a variety of mounting and light distribution combinations, Arc can even be mated up to Alumina configurations for truly limitless opportunities.

## Pattern Radius Offerings

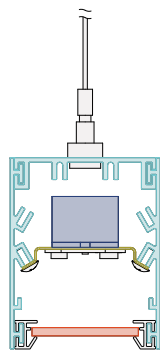
This linear curved fixture blends unique forms with the functionality of delivering light to any space. The Arc has an infinite amount of custom shapes for standard circular fixtures to add a clean architectural detail to any project. It offers several housing sizes, including 3" or 4" wide apertures combined with fixture heights ranging from 3" to 6" and multiple light distribution options. The Arc fixture not only offers an ultra-thin aircraft cable mounting system, rigid stems and surface mounting, but also a recessed option for varying types of ceiling materials.



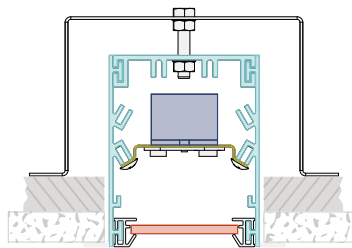
## Mounting Options



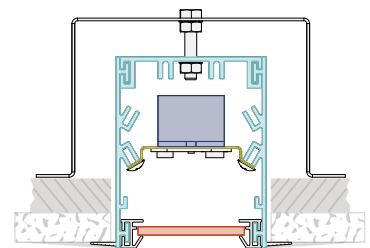
**SURFACE MOUNT  
(S)**



**CABLE MOUNT  
(C)**



**RECESSED MOUNT:  
FLANGED (F)**



**RECESSED MOUNT:  
MUD IN (FF)**

 SHIELDING

 HOUSING

 GEARTRAY

 DRIVER





For Product or Technical Questions:

T: 412-781-5970

E: [info@forumlighting.com](mailto:info@forumlighting.com)

**GE current**  
a Daintree company

© 2021 Current Lighting Solutions, LLC. All rights reserved. GE and the GE monogram are trademarks of the General Electric Company and are used under license.

Information provided is subject to change without notice. All values are design or typical values when measured under laboratory conditions. IND701 | (11/17/2021)