

Inverse Cove Cove Lighting



Inverse Cove Series
vertical curtain cove



Inverse Cove



e



Adaptable and Seamless

Inverse Cove provides an illumination accent that redefines the transition from horizontal to vertical planes. Its adaptable design makes any ever-changing project clean, accurate and seamless. Forum's patented design allows for one foot of adjustability in the field, by the installing contractor, minimizing the project coordination required to install on site.

Explore the System

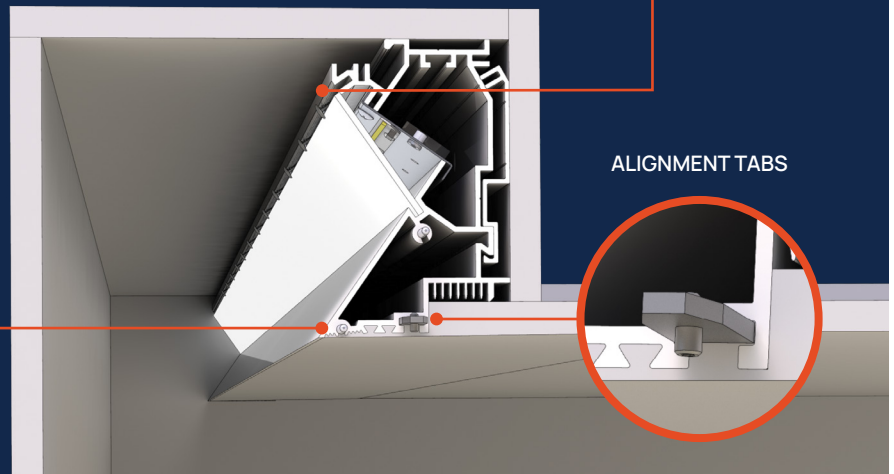
A fully integrated vertical curtain cove system creates a straight, clear curtain wall grazing cove every time in every space. Inverse Cove is a 2" x 8" housing with a specifiable ceiling aperture. The extruded profile provides maximum aesthetic impact and provides seamless intergeneration of this luminaire into the hard architecture. Unequaled uniform performance is obtained utilizing field adjustable LED technology, achieving continuous illumination without hot spots, dim spots or black outs. Inverse Cove accommodates the latest in LED technology.



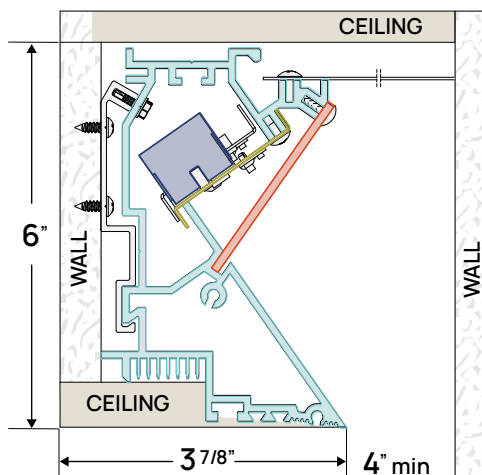
LENS
CAPTURE
PINS



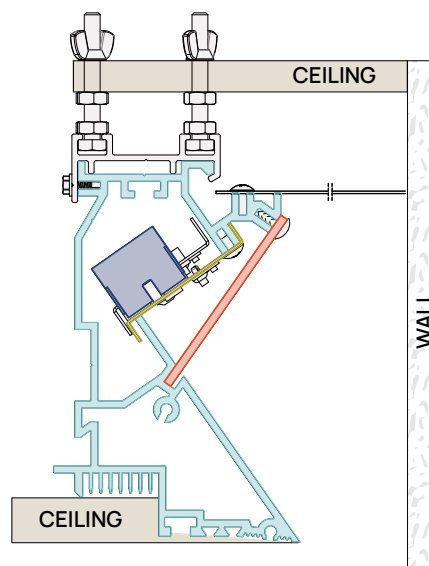
ALIGNMENT
PINS



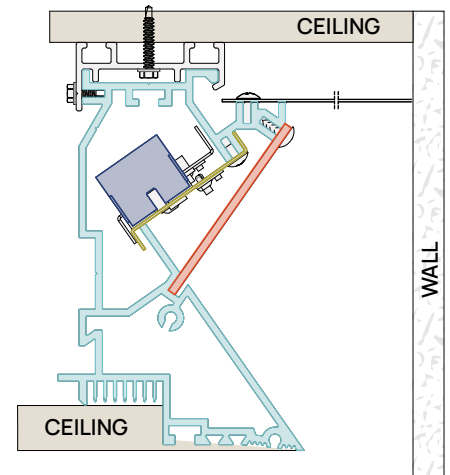
ALIGNMENT
TABS



WALL
MOUNT (W)



SUSPENDED CEILING
MOUNT (C)



DIRECT CEILING
MOUNT (C)

SHIELDING HOUSING GEARTRAY DRIVER



For Product or Technical Questions:

T: 412-781-5970

E: info@forumlighting.com

GE current
a Daintree company

© 2021 Current Lighting Solutions, LLC. All rights reserved. GE and the GE monogram are trademarks of the General Electric Company and are used under license.

Information provided is subject to change without notice. All values are design or typical values when measured under laboratory conditions. IND706 | (11/17/2021)