

Rings Edgelit Round



Rings Series
edgelit round luminaire



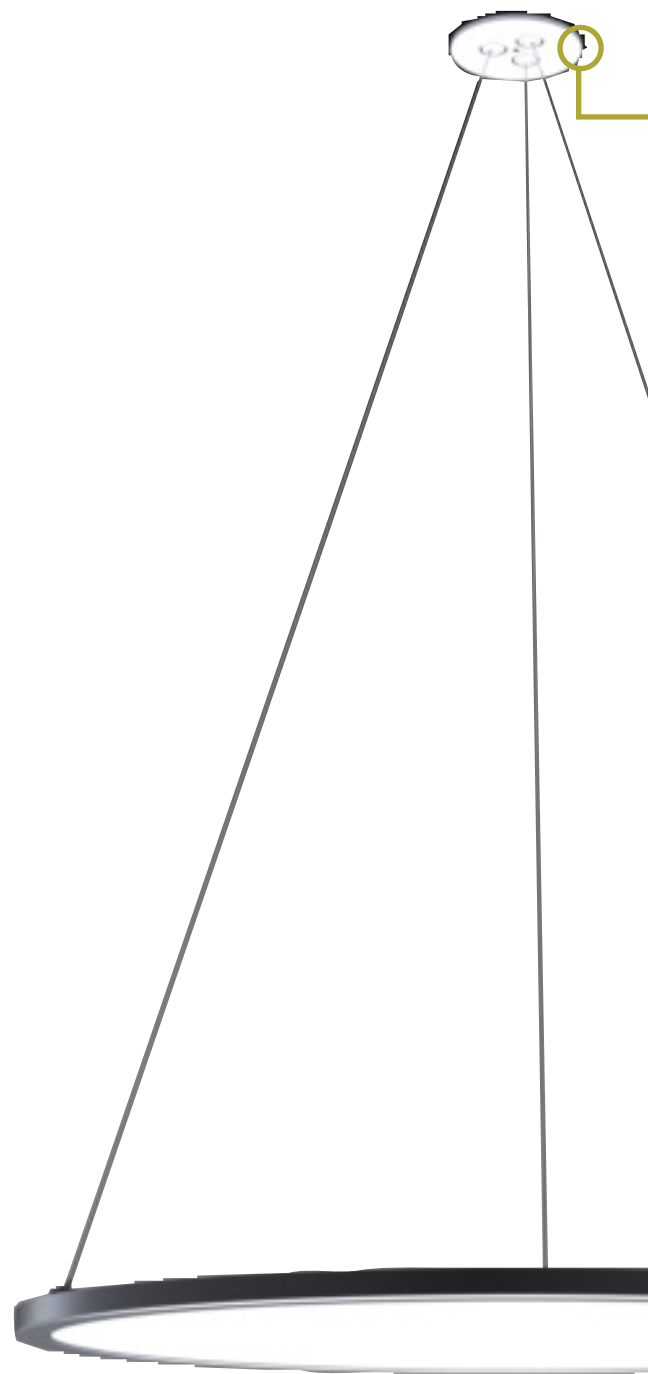
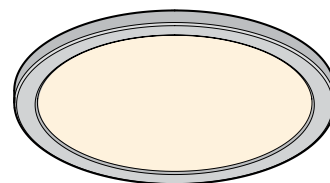
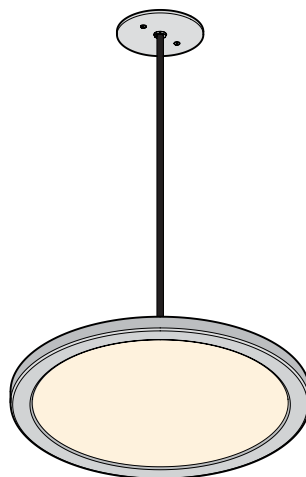
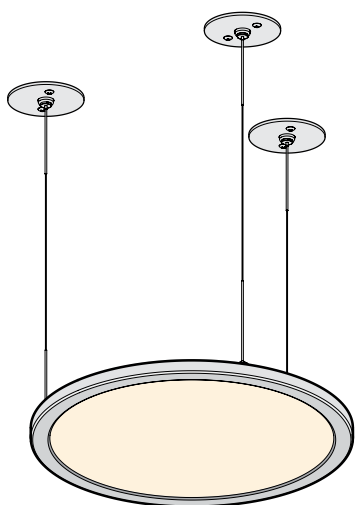
Rings

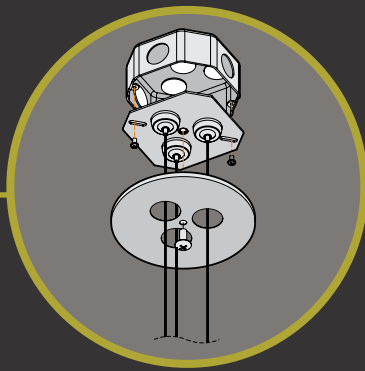


Explore the System

More than a decorative installation piece, Rings is as functional and performance driven as it is breathtaking and aesthetically inspiring. Advanced edgelit optics provide stunning quality of light and enable an ultra-thin minimal aesthetic. Available in 18", 24", 36" and 48" diameters, multiple mounting configurations, distribution ratios, and material finishes.

Versatile Mounting Options





REMOTELY DRIVEN

HOUSING

1/8" thick spun formed aluminum housing. 1 1/8" low profile design for surface, stem, and cable mounted applications

MOUNTING

Cable suspended configurations utilize 3/64" aircraft cable in straight or conical setups. Stem mounts utilize a single or rigid 3/8" O.D. stem. Surface mounted units affix via a 1/8" aluminum backing plate directly to structure.

DIFFUSION

6mm thick edge-lit diffuser with native 50/50 direct/indirect properties and clear protective inlay standard. Additional frosted and white options are available for desired effects.

POWER

All configurations utilize a remotely located LED driver unit. Unit is ETL listed and IP 65 rated. Low voltage lines are run to specific installation site.

DRIVER

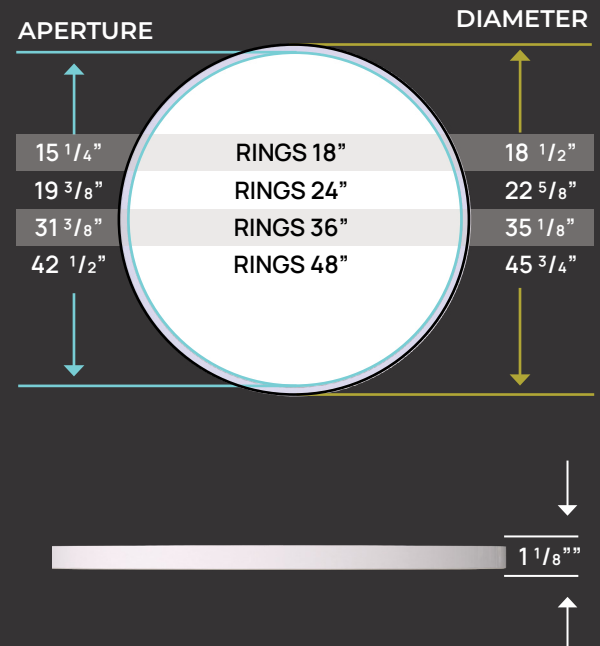
120, 227 and Universal voltage drivers available with 0-10V dimming. Please consult factory for special driver requirements and warranty information.

1 1/8" THIN FOR THE LOWEST OF PROFILES

UNIQUE LED EDGE-LIT TECHNOLOGY

STANDARD & CUSTOM FINISHES AVAILABLE

PERFECTLY UNIFORM ILLUMINATION



* Dimensions provided as general information. Please see shop drawings for specific rough in dimensions.

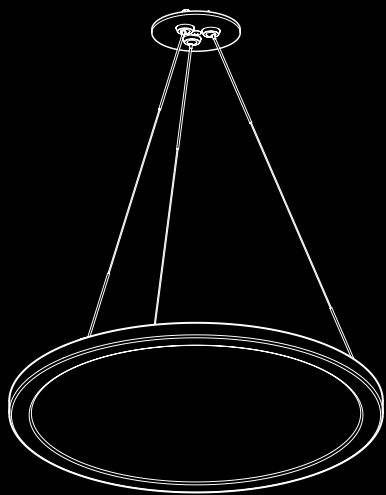


Versatility and Beauty

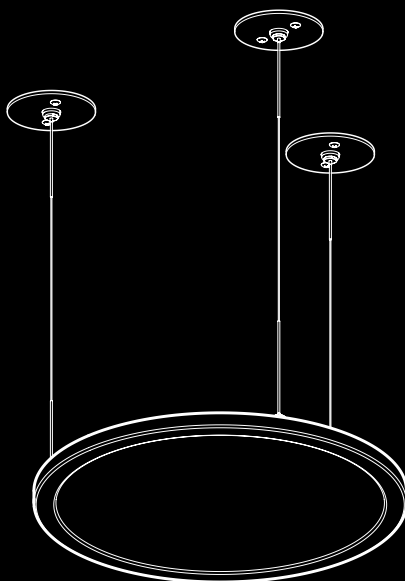
Rings lumen output is configurable to meet the needs of installation, from full direct to multiple ratios of direct/indirect distribution. Multiple mounting configurations enable application space versatility.



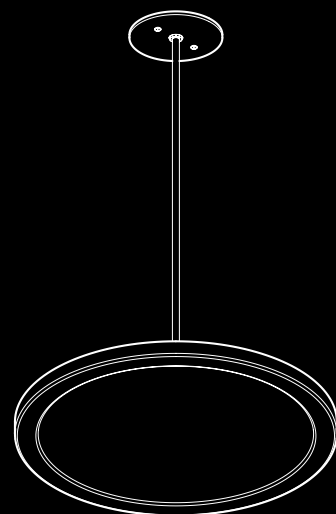
Suspended



CONICAL CABLE



STRAIGHT CABLE OR
RIGID STEM




SINGLE RIGID STEM*

*direct only

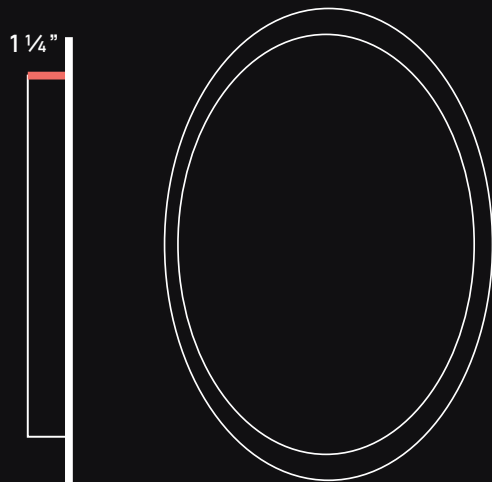


Endless Possibilities

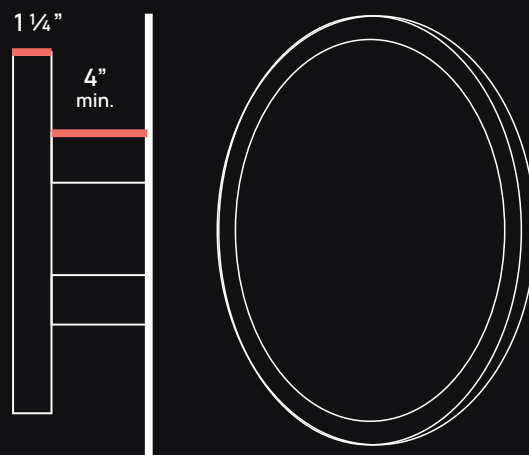
Rings' minimalistic lines fit seamlessly into any architectural environment. Its balanced proportions and minimal visual mass focus attention on the efficient, comfortable light output. Rings offers the designer a myriad of options for bringing impactful light to any space.



Wall Mount



SURFACE MOUNT



STANDOFF MOUNT




Edge-Lit Technology


A design that shatters the limitations of conventional lighting fixtures through a housing designed exclusively for LEDs. The Rings family of LED fixtures comes in diameters from 18" through 48". Rings can be integrated into any space — providing even, uniform illumination, center to edge, without fade and without unsightly SJ cords.



Ceiling Mount



SURFACE MOUNT



STANDOFF MOUNT



For Product or Technical Questions:

T: 412-781-5970

E: info@forumlighting.com

GE current
a Daintree company

© 2021 Current Lighting Solutions, LLC. All rights reserved. GE and the GE monogram are trademarks of the General Electric Company and are used under license.

Information provided is subject to change without notice. All values are design or typical values when measured under laboratory conditions. IND712 | (12/08/2021)